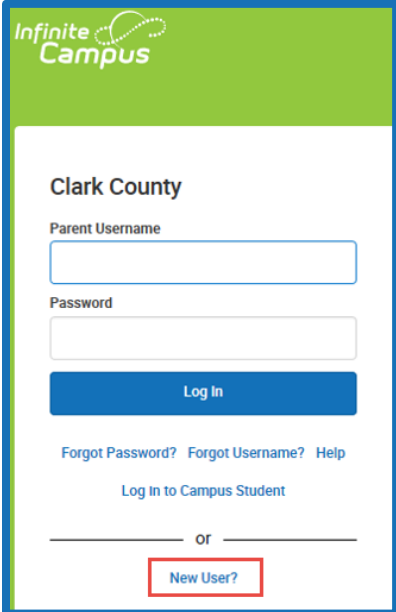


## CAMPUS PARENT ACCOUNTS

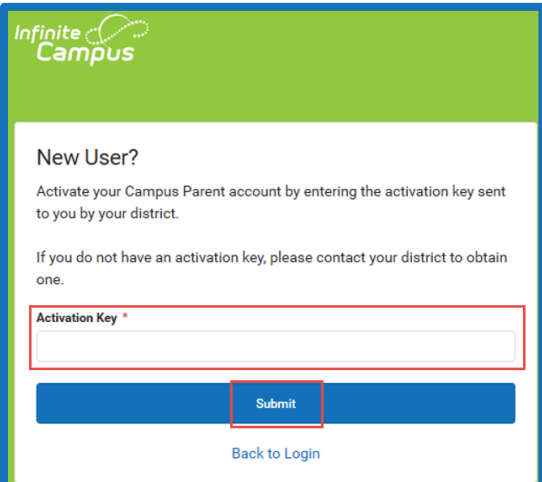
Every parent/guardian is given a unique activation key to access Campus Parent. If you have not been provided your activation key, please contact the Campus Liaison at your child's school. Below are the steps to create your Campus Parent account.

## Access Campus Parent

1. Go to the following link:  
<https://campus.ccsd.net/campus/portal/>
2. Select the **New User** link at the bottom of the page.



3. Enter your Activation Key. Your activation key will contain the letters A-F and digits 0-9.
4. Click **Submit**.



# CAMPUS PARENT - HOW TO ACCESS

5. Enter a **Username**. Your Username will need to be unique and something easy to remember. For example, Jane Doe might use:
- ✚ jane.doe      ✚ janedoe      ✚ ms.jdoe      ✚ jdoe@myemail.com

6. Enter a **strong Password**. The Password must be at least eight characters long and contain at least *three* of the following:
- ✚ A capital letter (A, B, C, ...)
  - ✚ A lowercase letter (a, b, c, ...)
  - ✚ A number (1, 2, 3, ...)
  - ✚ A symbol (% , # , & , ...)

7. Re-enter your Password in the **Confirm Password** field.
8. Click **Submit**.

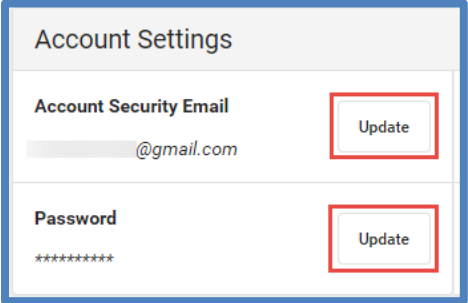
9. In the next screen, enter and confirm an Account Security Email address and your Campus password.



**Important:** Campus Parent accounts without an Account Security Email will not be able to use the **Forgot Password** or **Forgot Username** recovery links on the login page, and will need to contact their child's school Campus Liaison or Portal Help Desk for assistance.

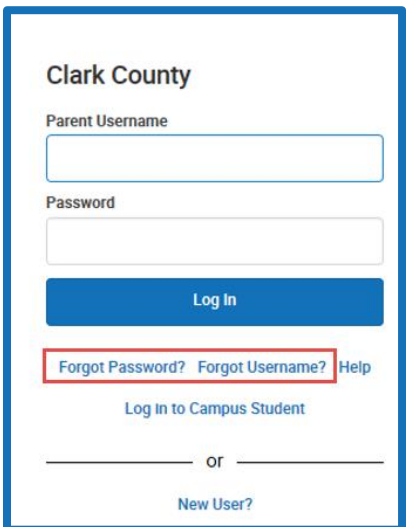
## Update or Recover Username/Password

All Campus Parent users have the ability to update (change) their Account Security Email address or Account Password (except CCSD staff using AD credentials) through the Account Settings tool. You must log into your Campus account to access the Account Settings.



The screenshot shows the 'Account Settings' interface. It has two main sections. The first section is 'Account Security Email' with a text input field containing '@gmail.com' and a red-bordered 'Update' button to its right. The second section is 'Password' with a text input field containing '\*\*\*\*\*' and a red-bordered 'Update' button to its right.

Parents may recover their Username/Password by using the **Forgot Username** or **Forgot Password** recovery links found on the Campus Parent login page. The system will email recovery instructions to the Account Security Email address found in the Campus Parent Account Settings tool. Users that do not have an Account Security Email address in the system will not be able to use the recovery links and will need to seek technical support.



The screenshot shows the 'Clark County' login page. It features a 'Parent Username' text input field, a 'Password' text input field, and a blue 'Log In' button. Below the button are three links: 'Forgot Password?', 'Forgot Username?', and 'Help', all enclosed in a red-bordered box. Below these links is a link for 'Log in to Campus Student'. At the bottom, there is a line with 'or' in the center and a 'New User?' link below it.

CAMPUS PARENT USERS NEEDING ASSISTANCE MAY

VISIT THE CCSD.NET CAMPUS PARENT/STUDENT INFORMATION PAGE ([HTTPS://CCSD.NET/PARENTS/INFINITE-CAMPUS](https://ccsd.net/parents/infinite-campus))

CONTACT THEIR CHILD'S SCHOOL CAMPUS LIAISON

CONTACT THE PORTAL HELP DESK AT [0068-SDM-PORTALSUPPORT@NV.CCSD.NET](mailto:0068-SDM-PORTALSUPPORT@NV.CCSD.NET) OR 702-799-PORT (7678)